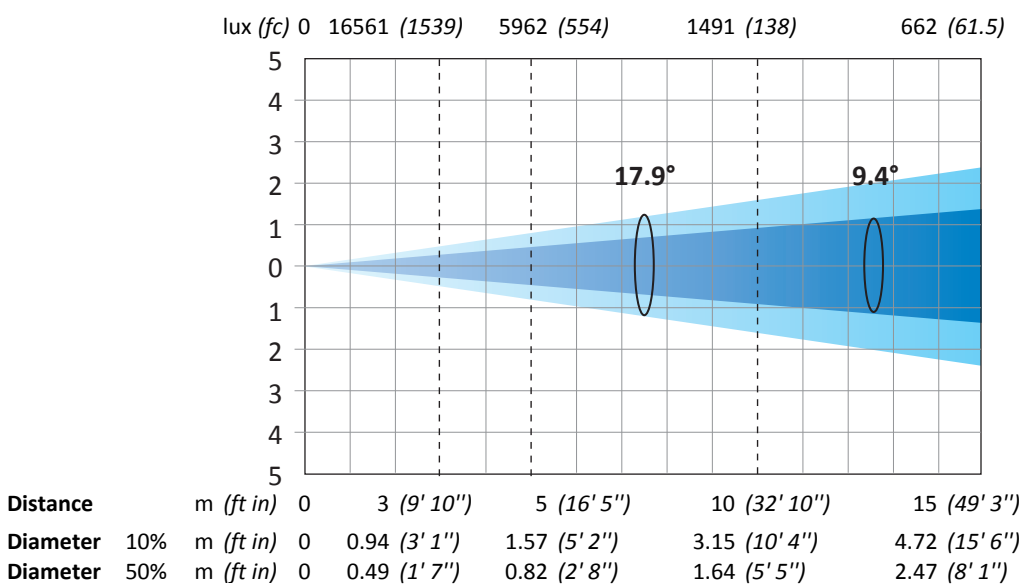


A.LEDA WASH K20 CC

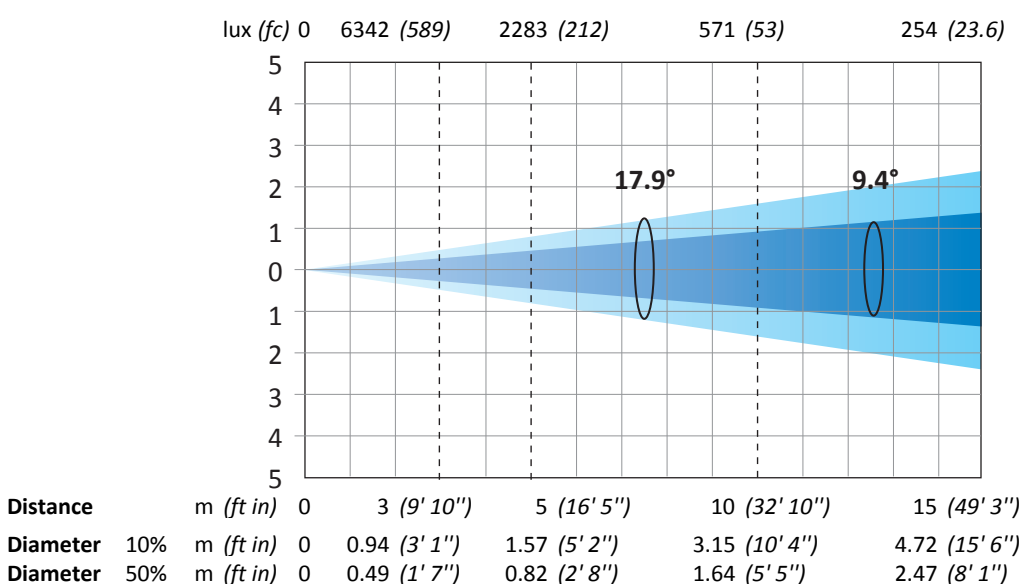
- I** DIAGRAMMI FOTOMETRICI
- D** FOTOMETRICHE DIAGRAMME
- GB** PHOTOMETRIC DIAGRAMS
- E** DIAGRAMOS FOTOMÉTRICOS
- F** DIAGRAMMES PHOTOMETRIQUES

Legenda Diameter 10%-50%: valori del diametro del fascio luminoso corrispondenti al 10% e 50% dell'illuminamento massimo.
Key Diameter 10%-50%: beam diameter for 10% and 50% of maximum illumination.
Légende Diameter 10%-50%: valeurs du diamètre du faisceau lumineux correspondant à 10% et 50% de l'éclairage maximum.
Legende Diameter 10%-50%: Lichtkreis-Durchmesser bei 10% bzw.50% maximaler Ausleuchtung.
Leyenda Diameter 10%-50%: valores del diámetro del haz luminoso correspondientes al 10% y 50% de la iluminación máxima.

Minimum Zoom with WHITE (17.9° 10% - 9.4° 50%) Total Output: 5800 lumens



Minimum Zoom with RED (17.9° 10% - 9.4° 50%) Total Output: 1900 lumens

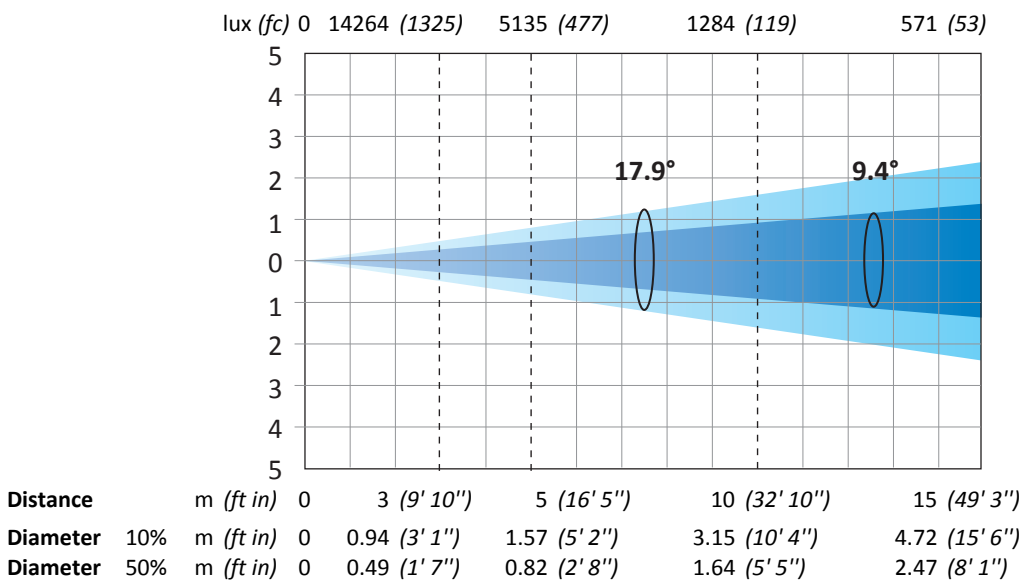


A.LEDA WASH K20 CC

- I DIAGRAMMI FOTOMETRICI
- D FOTOMETRICHE DIAGRAMME
- GB PHOTOMETRIC DIAGRAMS
- E DIAGRAMOS FOTOMÉTRICOS
- F DIAGRAMMES PHOTOMETRIQUES

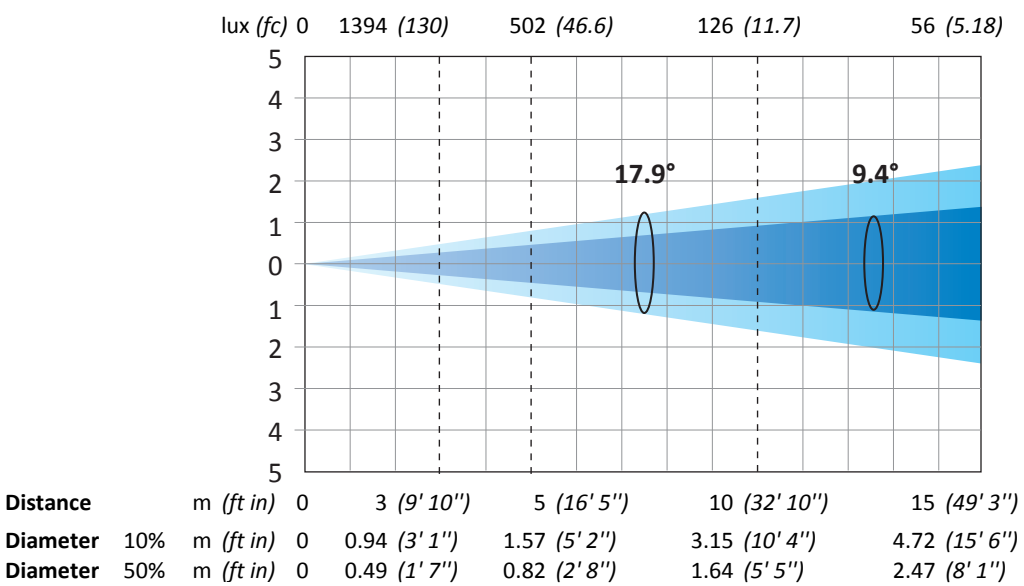
Minimum Zoom with GREEN (17.9° 10% - 9.4° 50%)

Total Output: 4500 lumens



Minimum Zoom with BLUE (17.9° 10% - 9.4° 50%)

Total Output: 500 lumens

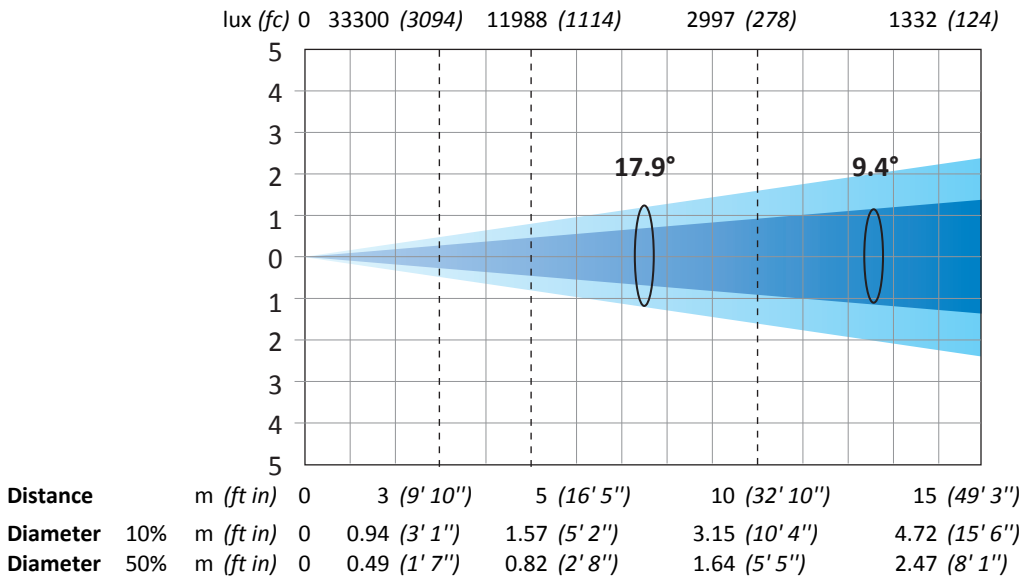


A.LEDA WASH K20 CC

- I DIAGRAMMI FOTOMETRICI
- D FOTOMETRICHE DIAGRAMME
- GB PHOTOMETRIC DIAGRAMS
- E DIAGRAMOS FOTOMÉTRICOS
- F DIAGRAMMES PHOTOMETRIQUES

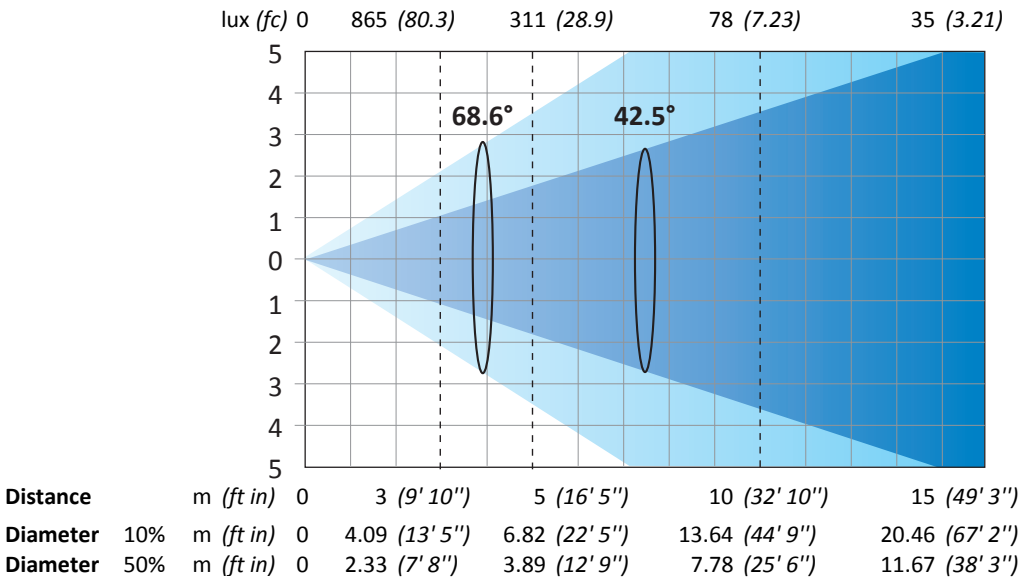
Minimum Zoom with WHITE, RED, GREEN & BLUE (17.9° 10% - 9.4° 50%)

Total Output: 10900 lumens



Maximum Zoom with WHITE (68.6° 10% - 42.5° 50%)

Total Output: 5000 lumens



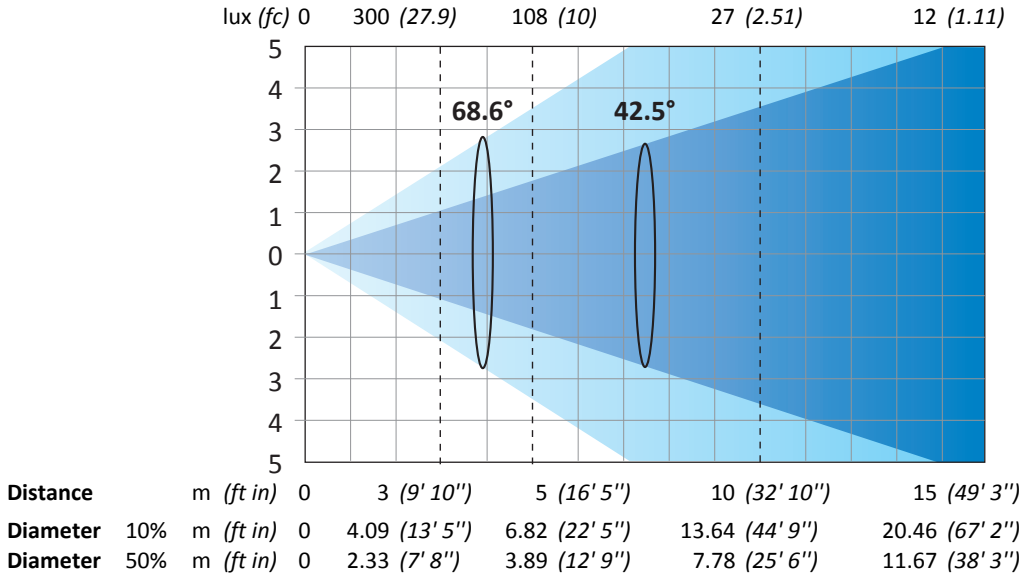
A.LEDA WASH K20 CC

- I** DIAGRAMMI FOTOMETRICI
- GB** PHOTOMETRIC DIAGRAMMS
- F** DIAGRAMMES PHOTOMETRIQUES

- D** FOTOMETRICHE DIAGRAMME
- E** DIAGRAMOS FOTOMÉTRICOS

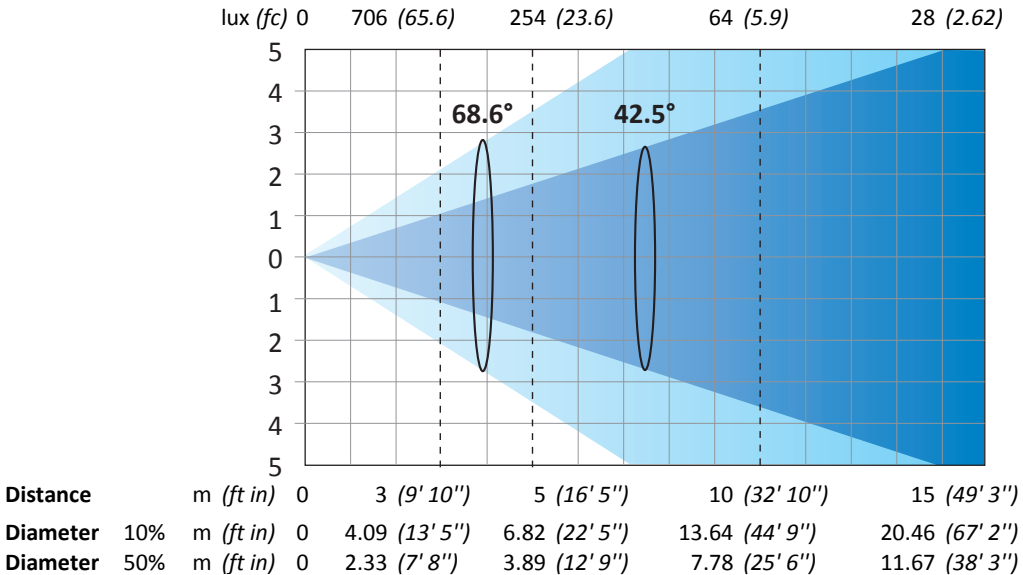
Maximum Zoom with RED (68.6° 10% - 42.5° 50%)

Total Output: 1700 lumens



Maximum Zoom with GREEN (68.6° 10% - 42.5° 50%)

Total Output: 3900 lumens



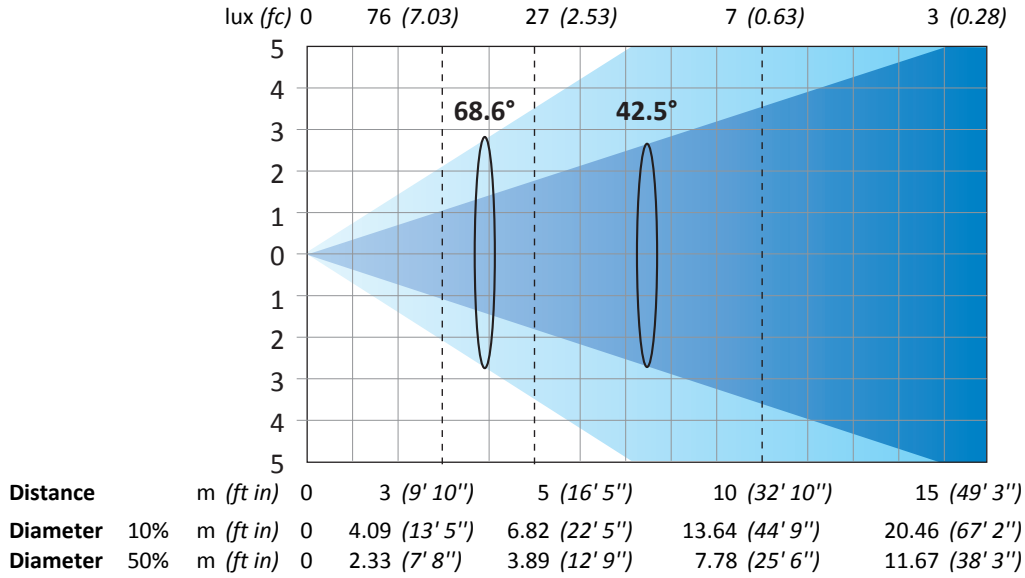
A.LEDA WASH K20 CC

- I** DIAGRAMMI FOTOMETRICI
- GB** PHOTOMETRIC DIAGRAMMS
- F** DIAGRAMMES PHOTOMETRIQUES

- D** FOTOMETRICHE DIAGRAMME
- E** DIAGRAMOS FOTOMÉTRICOS

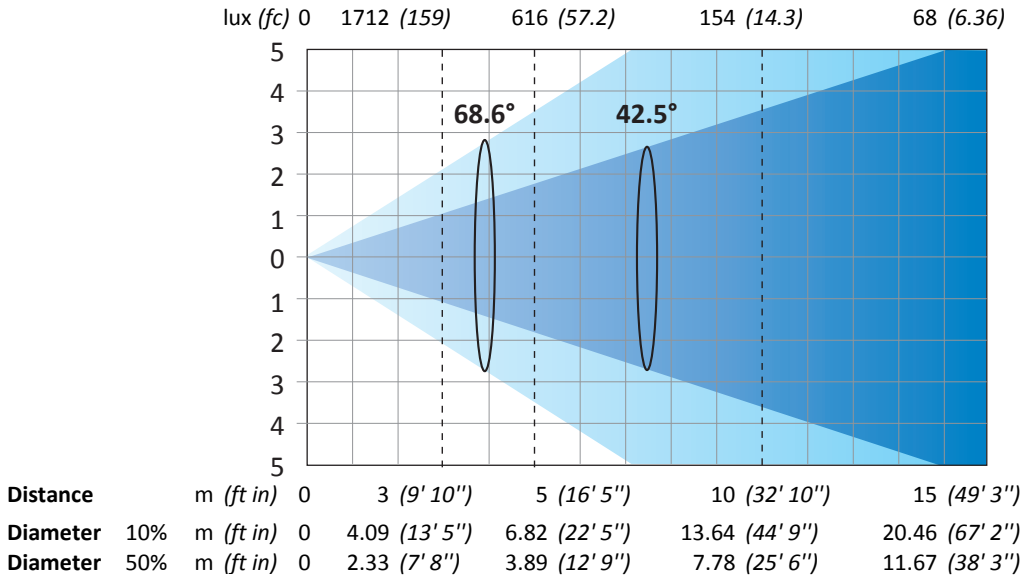
Maximum Zoom with BLUE (68.6° 10% - 42.5° 50%)

Total Output: 450 lumens



Maximum Zoom with WHITE, RED, GREEN & BLUE (68.6° 10% - 42.5° 50%)

Total Output: 9600 lumens



A.LEDA WASH K20 CC

- I DIAGRAMMI FOTOMETRICI
- GB PHOTOMETRIC DIAGRAMS
- F DIAGRAMMES PHOTOMETRIQUES

- D FOTOMETRICHE DIAGRAMME
- E DIAGRAMOS FOTOMÉTRICOS

