

RHAPSODYA

**IT'S YOUR LIGHT, YOUR WAY,
AND YOUR WOW FACTOR.
YOUR AUDIENCE DESERVES
NOTHING LESS.**

- **Light Source:**
1200W RGBAL LED Engine
- **Output:**
24,000 lm
- **CRI:**
up to 95
- **Zoom Range:**
6°-60°
- **CloudIO Ready:**
Fully compatible with CloudIO




Imagine having a single fixture that's the star of the show, whether it's on the **theatre stage**, dazzling on **television**, or accompanying you **on tour**. RHAPSODYA is the kind of **game-changer** that sparks creativity and leaves a lasting impression. We've taken our technical expertise to new heights to bring you this **innovation-packed fixture**.

Rhapsodya joins Sinfonya in the path towards **innovation**: they share most of the tech features, but Rhapsodya has an output suitable for **bigger venues**, including **touring** and **live applications**.



ONE FIXTURE FULL OF EXCLUSIVE TECHNOLOGIES



RHAPSODYA'S FEATURES: PRECISION AND CREATIVITY UNLEASHED

The brand new Rhapsodya is **the next chapter in lighting innovation**, brought to you by Claypaky. Our **cutting-edge technology** introduces new features that promise to reshape your lighting experience, whether you're on stage or in the studio. Let's discover them in the next page.

RHAPSODYA

SHAPE YOUR DREAMS WITH ACCUFRAME™

Traditional fixtures utilized four focal planes, often leading to a loss of sharpness. At Claypaky, we've taken a new approach with ACCUFRAME™, utilizing two focal planes to achieve a remarkable level of precision. Enjoy quicker, more accurate re-focusing

while preserving the sharpness of lighting effects, making your work easier and performances more stunning. Say goodbye to time-consuming re-focusing and hello to streamlined performance.



LINEGUARD: A NEW FROST SYSTEM

Forget uneven lighting effects with our new LINEGUARD system, featuring pairs of blades for superior uniformity and reduced unwanted reflections.

This feature creates a more pleasing audience experience and guarantees a much smoother and softer entrance of the filters.

ABSOLUTE POSITION: UNMATCHED PRECISION IN RE-POSITIONING

Our Absolute Position feature, for advanced PAN & TILT control, remembers fixture positions in real time, allowing for precision re-positioning with no distracting movement during

hard resets. This breakthrough enhances the precision of re-positioning and saves time since the time for refocusing before the show is always limited.



TONEDOWN™: THE ONLY THING YOU WILL HEAR WILL BE YOUR EMOTIONS


Our state-of-the-art TONEDOWN™ technology ensures an unprecedented level of quiet on stage, with noise levels as low as 27dB, allowing for a truly immersive experience. In intimate

moments, you can even use the fixture without the fan, creating room for captivating new choreography. The days of disturbing background noise are behind us.

ACCUTUNE: COLOR CONTROL ALGORITHM

Rhapsodya incorporates AccuTune, our in-house firmware algorithm, ensuring precise control over the multicolor LED engine. This delivers vibrant, high-

CRI, and high-TLCI light optimized for both stage and TV. The simplicity of operation saves valuable time ensuring the uncompromising quality.



COLORMATCH FOR IN-FIELD CALIBRATION

With the latest calibration feature, integrated with Claypaky's CloudIO software, you can effortlessly match the light output and color temperature of all your fixtures for a

flawless performance. This guarantees consistent, perfectly tuned lighting, regardless of the age or brand of your fixtures, for an uninterrupted experience.

COLORSTRING: INDIVIDUAL LED STRIPE CONTROL

The independent control of the four LED stripes within the engine unlocks a new level of graphics and color effects. This feature empowers you to create intricate and dynamic lighting

displays. With COLORSTRING, your lighting design possibilities are limitless. Achieve stunning graphics and color effects, making every performance an unforgettable masterpiece.




RHAPSODYA

CUTTING-EDGE OPTICAL SYSTEM FOR ULTIMATE VERSATILITY

Our **proprietary optical system** sets the stage for exceptional efficiency and precision. With a broad beam angle potential of **6 to 60 degrees**, Rhapsodya adapts seamlessly to venues of all sizes without compromising on performance in both large and intimate spaces.

COLOR WHEEL EXPANSION

Rhapsodya's color wheel builds upon the foundation of Sinfonya, offering additional **red, green, and blue options**. This expansion adds three crucial points to the gamut that were unattainable with the engine's




native colors. With an extended color palette, **your creative horizons are limitless**. Craft captivating and unique lighting designs that set you apart.

ELEGANT AND FUNCTIONAL DESIGN

Rhapsodya boasts a **sleek, ergonomic design** that not only enhances aesthetics but also **reduces internal noise reflections**, further elevating your shows' performance.

Rhapsodya is more than just a fixture; **it's your backstage partner, your on-stage star, and your roadie's dream**. Explore these exceptional features and witness the future of lighting innovation.



RHAPSODYA

MAIN FEATURES

- Light Source: 1200W RGBAL LED Engine
- CRI: up to 95
- 24,000 lm output (in integrating sphere)
- R-G-B-A-L color control
- 6°- 60° motorized linear zoom
- 2500K to 10000K virtual CTO
- Proprietary, high-efficiency, new optical system
- 170-millimeter diameter front lens, with high quality tempered glass lenses
- Framing System on 2 focal planes: 4 blades with +/- 60° rotation of the full system
- “Total Curtain” effect allowing the full blackout with each single blade
- Triangular shapes
- COLORMATCH calibration syncing for matching the color temperature to other fixtures
- COLORSTRING: individual LED stripe control
- ACCUFRAME™: 40 times more precise than traditional framing systems
- LINEGUARD: a new frost system using two pairs of blades instead of two individual ones
- Heavy frost 5° for wash effect
- Light frost 1° for soft diffusion (interchangeable)
- ABSOLUTE POSITION for advanced Pan & Tilt Control
- TONEDOWN™ for a low noise operation (27dB at full output)
- Fanless modality
- ACCUTUNE: precise control over the multicolor LED engine
- 16-blade Motorized iris
- 24-bit digital dimmer with 4 user-selectable dimming curves
- Digital color filters
- 2 wheels with 6 HD interchangeable rotating gobos each
- Animation wheel with X/Y insertion and rotation
- 4-facets prism with rotation in both direction at variable speed
- Color wheel expansion (with additional deep red, deep green and deep blue options)
- Digital stop-strobe effect
- Advanced firmware for a max. performance and light output control
- 3 personalities for DMX channels
- Control Protocol: DMX, Art-Net, RDM, sACN
- Optional Wireless DMX system (Lumen Radio)
- CloudIO Ready: fully compatible with CloudIO
- Operating Voltage: 100-240V, 50/60 Hz
- Max Power consumption: 1600 VA
- Selectable fan options, DMX controlled
- New housing and external design
- 48.1 Kg (106.04 lbs)
- 407x452x108mm (base dimension) - 877mm with vertical head (h)
- Distance between two fixtures: 800mm