

# SCENIUS SPOT

- I DIAGRAMMI FOTOMETRICI
- D FOTOMETRICHE DIAGRAMME
- GB PHOTOMETRIC DIAGRAMS
- E DIAGRAMOS FOTOMÉTRICOS
- F DIAGRAMMES PHOTOMETRIQUES

**Legenda** Diameter 10%-50%: valori del diametro del fascio luminoso corrispondenti al 10% e 50% dell'illuminamento massimo.

**Key** Diameter 10%-50%: beam diameter for 10% and 50% of maximum illumination.

**Légende** Diameter 10%-50%: valeurs du diamètre du faisceau lumineux correspondant à 10% et 50% de l'éclairage maximum.

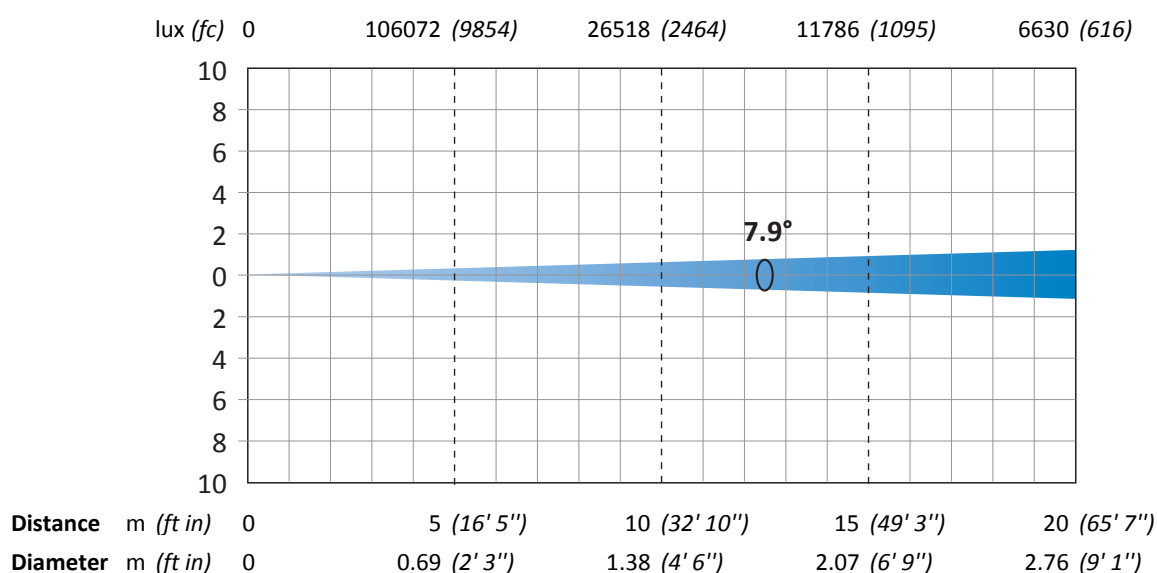
**Legende** Diameter 10%-50%: Lichtkreis-Durchmesser bei 10% bzw. 50% maximaler Ausleuchtung.

**Leyenda** Diameter 10%-50%: valores del diámetro del haz luminoso correspondientes al 10% y 50% de la iluminación máxima.

## FULL POWER MODE (1400W)

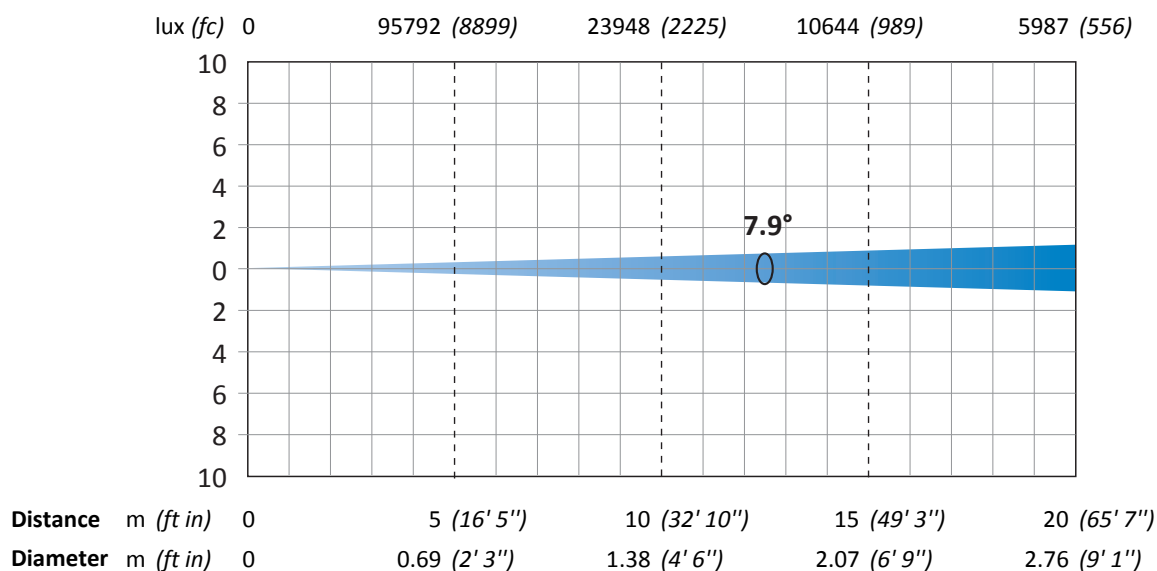
### Minimum Zoom (7.9°)

Total Output: 23190 lumens - 1400W POWER MODE



### Minimum Zoom with Light Frost (7.9°)

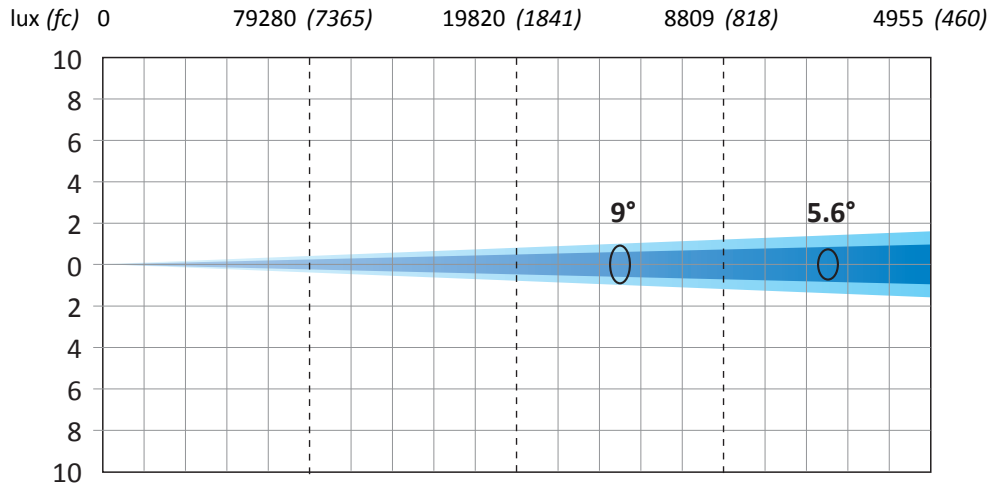
Total Output: 20810 lumens - 1400W POWER MODE



# SCENIUS SPOT

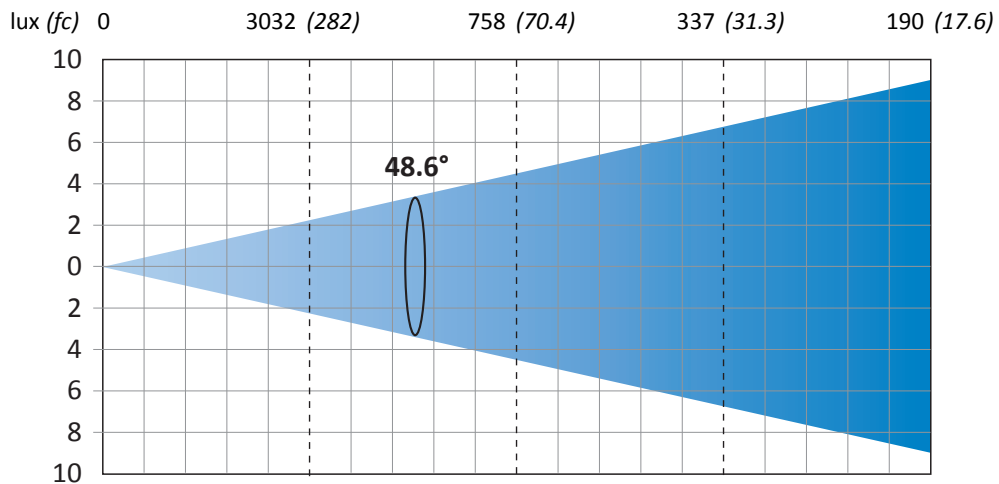
- I DIAGRAMMI FOTOMETRICI
- D FOTOMETRICHE DIAGRAMME
- GB PHOTOMETRIC DIAGRAMS
- E DIAGRAMOS FOTOMÉTRICOS
- F DIAGRAMMES PHOTOMETRIQUES

## Minimum Zoom with Heavy Frost (9° 10% - 5.6° 50%) Total Output: 18690 lumens - 1400W POWER MODE



<b>Distance</b>	m (ft in)	0	5 (16' 5")	10 (32' 10")	15 (49' 3")	20 (65' 7")
<b>Diameter 10%</b>	m (ft in)	0	0.79 (2' 7")	1.58 (5' 2")	2.37 (7' 9")	3.16 (10' 4")
<b>Diameter 50%</b>	m (ft in)	0	0.49 (1' 7")	0.97 (3' 2")	1.46 (4' 9")	1.94 (6' 4")

## Maximum Zoom (48.6°) Total Output: 30070 lumens - 1400W POWER MODE

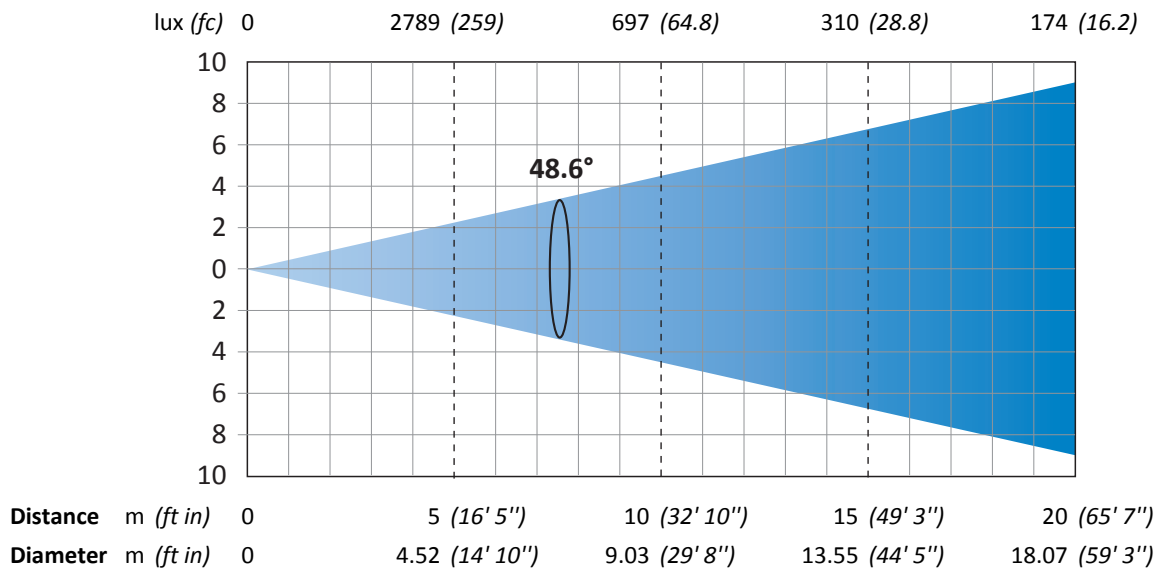


<b>Distance</b>	m (ft in)	0	5 (16' 5")	10 (32' 10")	15 (49' 3")	20 (65' 7")
<b>Diameter</b>	m (ft in)	0	4.52 (14' 10")	9.03 (29' 8")	13.55 (44' 5")	18.07 (59' 3")

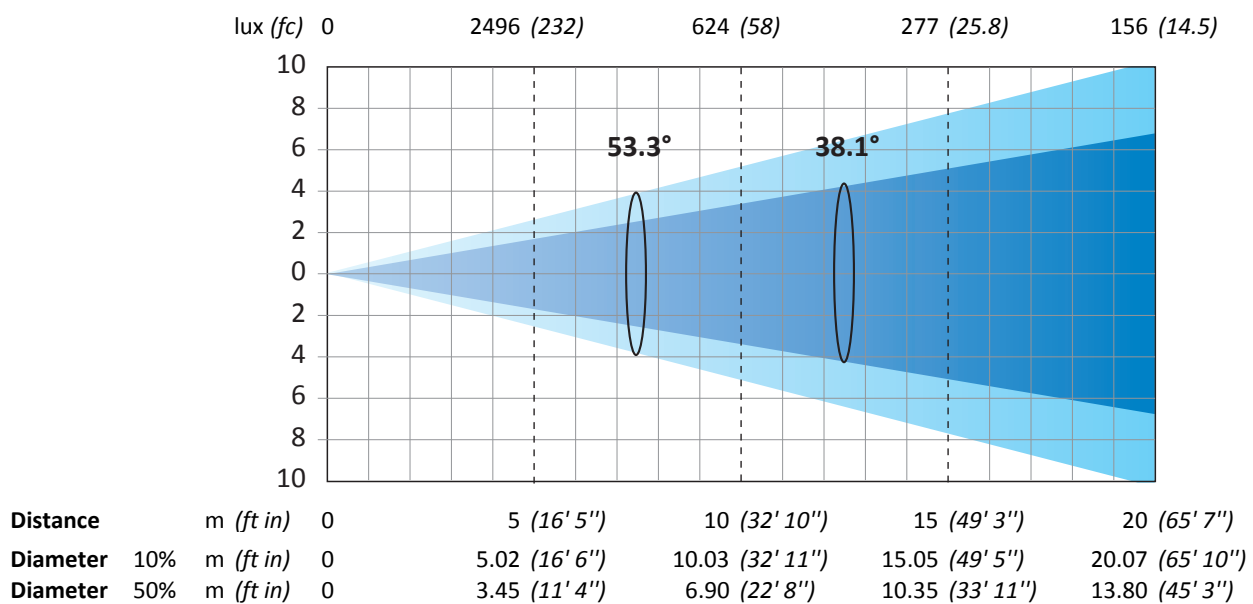
# SCENIUS SPOT

- I DIAGRAMMI FOTOMETRICI
- D FOTOMETRICHE DIAGRAMME
- GB PHOTOMETRIC DIAGRAMS
- E DIAGRAMOS FOTOMÉTRICOS
- F DIAGRAMMES PHOTOMETRIQUES

## Maximum Zoom with Light Frost (48.6°) Total Output: 27040 lumens - 1400W POWER MODE



## Maximum Zoom with Heavy Frost (53.3° 10% - 38.1° 50%) Total Output: 25440 lumens - 1400W POWER MODE



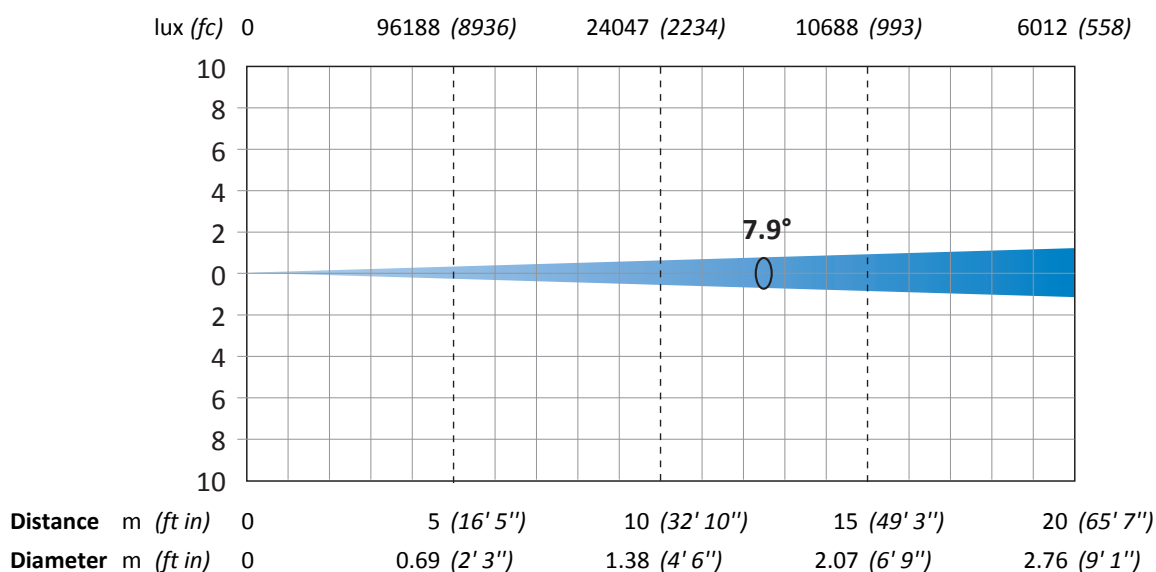
# SCENIUS SPOT

- I DIAGRAMMI FOTOMETRICI
- GB PHOTOMETRIC DIAGRAMMS
- F DIAGRAMMES PHOTOMETRIQUES

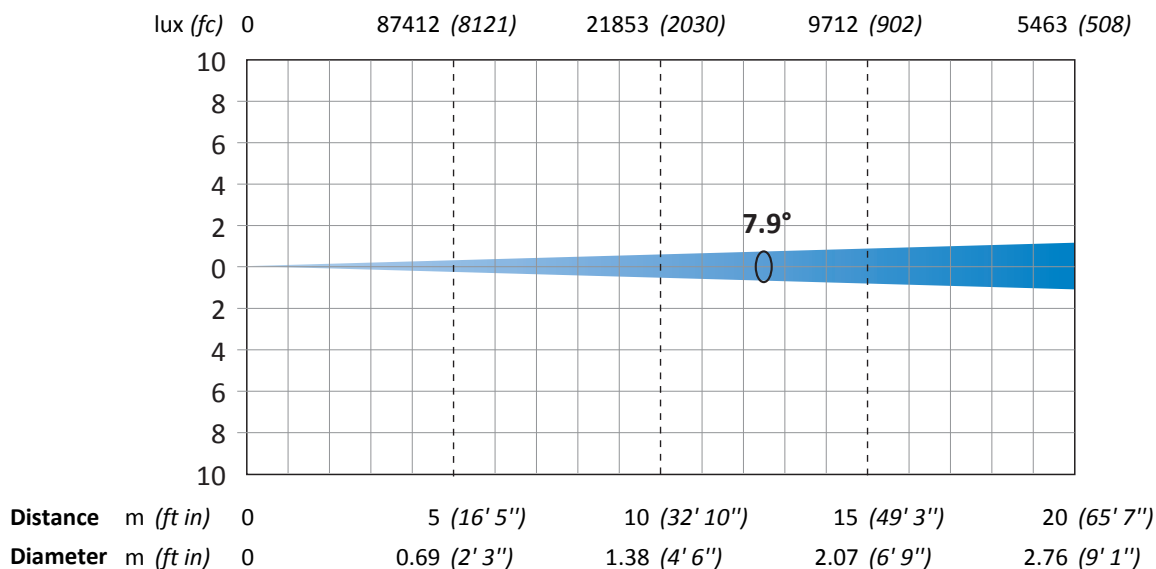
- D FOTOMETRICHE DIAGRAMME
- E DIAGRAMOS FOTOMÉTRICOS

## 1200W POWER MODE

### Minimum Zoom (7.9°) Total Output: 19670 lumens - 1200W POWER MODE



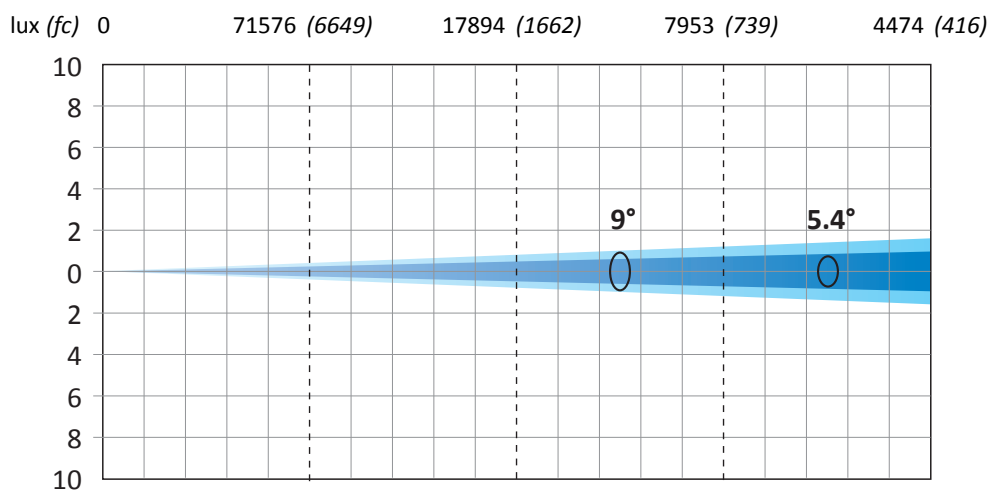
### Minimum Zoom with Light Frost (7.9°) Total Output: 17750 lumens - 1200W POWER MODE



# SCENIUS SPOT

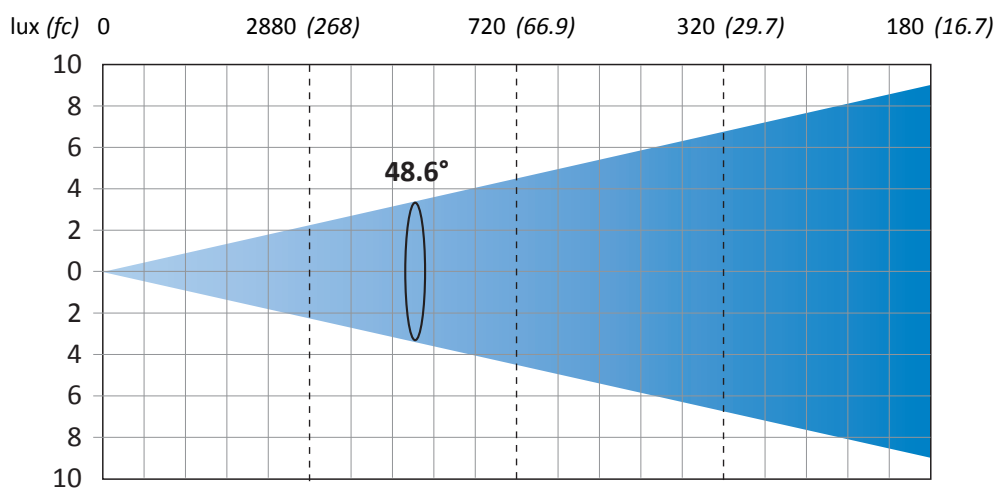
- I DIAGRAMMI FOTOMETRICI
- D FOTOMETRICHE DIAGRAMME
- GB PHOTOMETRIC DIAGRAMS
- E DIAGRAMOS FOTOMÉTRICOS
- F DIAGRAMMES PHOTOMETRIQUES

## Minimum Zoom with Heavy Frost (9° 10% - 5.4° 50%) Total Output: 16170 lumens - 1200W POWER MODE



<b>Distance</b>	m (ft in)	0	5 (16' 5")	10 (32' 10")	15 (49' 3")	20 (65' 7")
<b>Diameter 10%</b>	m (ft in)	0	0.79 (2' 7")	1.57 (5' 2")	2.36 (7' 9")	3.14 (10' 4")
<b>Diameter 50%</b>	m (ft in)	0	0.47 (1' 7")	0.94 (3' 1")	1.41 (4' 8")	1.88 (6' 2")

## Maximum Zoom (48.6°) Total Output: 26340 lumens - 1200W POWER MODE

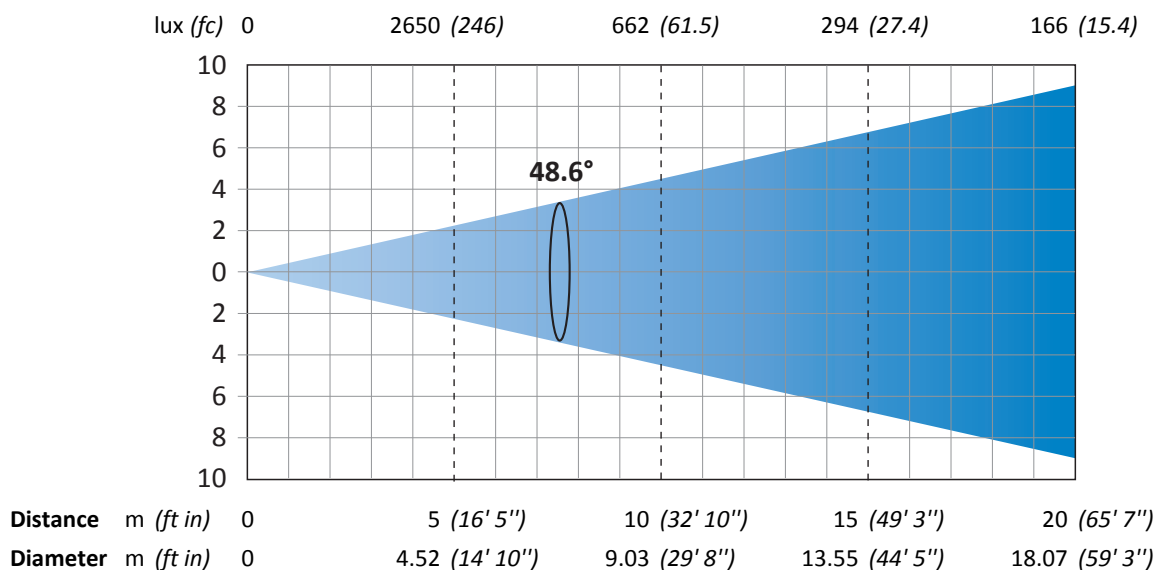


<b>Distance</b>	m (ft in)	0	5 (16' 5")	10 (32' 10")	15 (49' 3")	20 (65' 7")
<b>Diameter</b>	m (ft in)	0	4.52 (14' 10")	9.03 (29' 8")	13.55 (44' 5")	18.07 (59' 3")

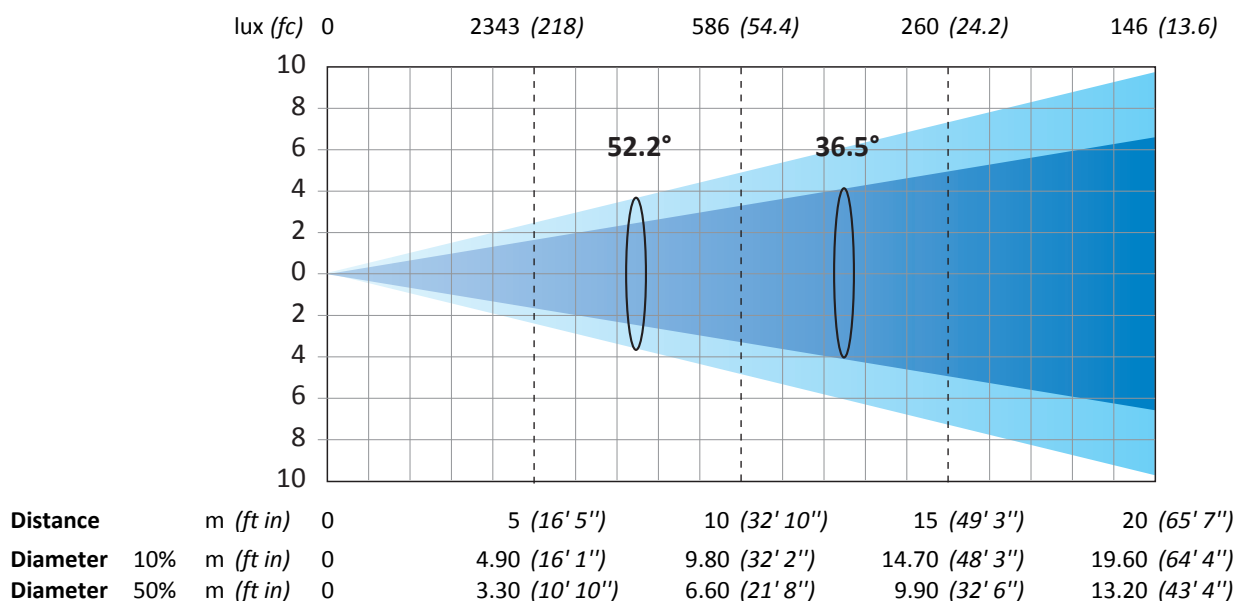
# SCENIUS SPOT

- I DIAGRAMMI FOTOMETRICI
- D FOTOMETRICHE DIAGRAMME
- GB PHOTOMETRIC DIAGRAMS
- E DIAGRAMOS FOTOMÉTRICOS
- F DIAGRAMMES PHOTOMETRIQUES

## Maximum Zoom with Light Frost (48.6°) Total Output: 23904 lumens - 1200W POWER MODE



## Maximum Zoom with Heavy Frost (52.2° 10% - 36.5° 50%) Total Output: 22400 lumens - 1200W POWER MODE



# SCENIUS SPOT

- I DIAGRAMMI FOTOMETRICI
- D FOTOMETRICHE DIAGRAMME
- GB PHOTOMETRIC DIAGRAMS
- E DIAGRAMOS FOTOMÉTRICOS
- F DIAGRAMMES PHOTOMETRIQUES

