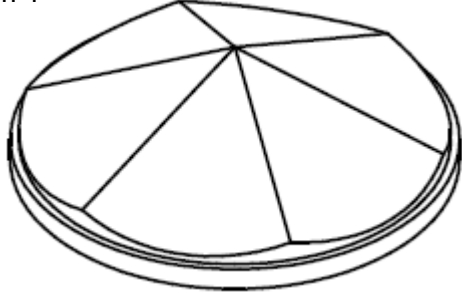
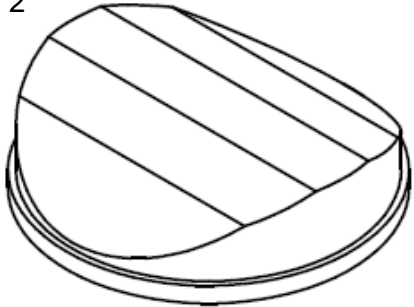
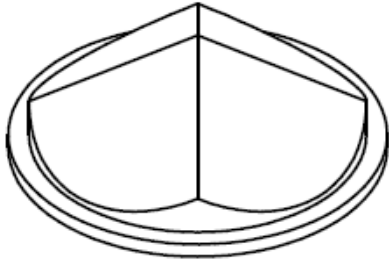


N°	CHANNEL
1	COLOUR WHEEL
2	STOPPER/STROBE
3	DIMMER
4	DIMMER FINE
5	2 PRISM CHANGE
6	2 PRISM ROTATION
7	FIXED PRISM
8	FROST
9	ZOOM
10	PAN
11	PAN FINE
12	TILT
13	TILT FINE
14	SHOW-SETUP
15	SMART FADING
16	BAZ FADING
17	FUNCTION
18	RESET
19	FUNCTION 2
20	FREQUENCY

Channel	DMX Value	Function
1		COLOUR WHEEL
	000 – 008	Empty (White Beam)
	008 – 015	Red Orange
	016 – 023	Green
	024 – 031	Cyan
	032 – 039	Magenta
	040 – 047	Yellow
	048 – 056	Orange
	057 – 064	Lavender
	065 – 073	Lime
	074 – 082	Aquamarine
	083 – 091	Cool White
	092 – 100	Warm White 3200K
	101 – 109	Saturated Red
	110 – 118	Blue
119 – 127	TC Corrector	
128 – 255	Wheel Rotation (Slow to Fast)	
2		STOPPER / STROBE
	000 – 003	Light OFF
	004 – 103	Strobe at linearly variable frequency from low (1 flash/sec) to high (25 flashes/sec)
	104 – 107	Light ON
	108 – 207	Pulsation at linearly variable speed from slow to fast
	208 – 212	Light ON
	213 – 225	Random Strobe at low frequency
	226 – 238	Random Strobe at medium frequency
239 – 251	Random Strobe at high frequency	
3		DIMMER
	000 – 255	Light output linearly increases from no-light to maximum brightness
4		DIMMER FINE
	000 – 255	Fine Dimmer adjustment

Channel	DMX Value	Function
5		PRISMS WHEEL CHANGE
	000 – 085	Prisms out of the light beam
	086 – 170	Prism 1 
	171 – 255	Prism 2 
6		PRISMS WHEEL ROTATION
	000 – 021	Prisms/Frost indexing: 0° to 90° range
	021 – 042	Prisms/Frost indexing: 90° to 180° range
	042 – 063	Prisms/Frost indexing: 180° to 270° range
	063 – 084	Prisms/Frost indexing: 270° to 360° range
	084 – 105	Prisms/Frost indexing: 360° to 450° range
	105 – 127	Prisms/Frost indexing: 450° to 540° range
	128 – 190	Continuous CCW Prisms/Frost rotation at linearly variable speed from fast (170 rpm) to slow (2.2 rpm)
	191 – 192	Stop rotation
193 – 255	Continuous CW Prisms/Frost rotation at linearly variable speed from slow (2.2 rpm) to fast (170 rpm)	
7		PRISM 2
	000 – 255	Prism 2 moves linearly into the light beam 

Channel	DMX Value	Function
8		FROST
	000 – 255	Frost moves linearly into the light beam
9		ZOOM
	000 – 255	Zoom linearly moves from wide to narrow beam
10		PAN
	000 – 255	Pan CCW movement/positioning from 0° to 540° (default setting)
11		PAN FINE
	000 – 255	Fine Pan positioning
12		TILT
	000 – 255	Tilt CCW movement/positioning from 0° to 268° (default setting)
13		TILT FINE
	000 – 255	Fine Tilt positioning
14		SHOW-SETUP <i>The functions are activated/selected passing through the unused levels range and staying in the necessary range for at least 5 seconds.</i>
	000 – 011	Unused range
	012 – 016	Limited Output On
	017 – 021	Limited Output Off
	022 – 027	SOZ - HD=215ft (Smart Mode only)
	028 – 032	SOZ - HD=165ft (Smart Mode only)
	033 – 037	SOZ - HD=130ft (Smart Mode only)
	038 – 042	SOZ - HD=82ft (Smart Mode only)
	043 – 047	Check Start
	048 – 052	Check Stop
	053 – 057	BAZ - Symmetric
	058 – 062	BAZ - Pan_180
	063 – 067	BAZ - Custom – Tilt 1
	068 – 072	BAZ - Custom - Pan 1
	073 – 078	BAZ - Custom - Pan 2
	079 – 083	BAZ – Custom – Tilt 2
	084 – 093	Free
	094 – 099	BAZ – Invert Off
	100 – 104	BAZ – Invert On
	105 – 108	BAZ - Reset
	109 – 113	SOZ - Symmetric (Smart Mode only)
	114 – 118	SOZ - Pan_180 (Smart Mode only)
	119 – 123	SOZ - Custom – Tilt 1 (Smart Mode only)
	124 – 129	SOZ - Custom - Pan 1 (Smart Mode only)
	130 – 134	SOZ - Custom - Pan 2 (Smart Mode only)
	135 – 139	SOZ - Custom – Tilt 2 (Smart Mode only)
	140 - 149	Free
	150 – 154	SOZ - Invert Off (Smart Mode only)
	155 – 159	SOZ - Invert On (Smart Mode only)
	160 – 164	SOZ - Reset (Smart Mode only)
165 – 169	Complete channel Reset	
170 – 255	Free	

Channel	DMX Value	Function
15		SMART FADING
	000	No fade
	001 – 255	Linear fading (SOZ only)
16		BAZ FADING
	000	No fade
	001 – 255	Linear fading (BAZ only)
17		FUNCTION <i>The functions are activated/selected passing through the unused levels range and staying in the necessary range for at least 5 seconds.</i>
	000 – 011	Unused range
	012 – 255	Free
18		RESET <i>The functions are activated/selected passing through the unused levels range and staying in the necessary range for at least 5 seconds.</i>
	000 – 025	Unused range
	026 – 076	Effects Reset
	077 – 127	Pan / Tilt Reset
	128 – 255	Complete Reset
19		FUNCTION 2 <i>The functions are activated/selected passing through the unused levels range and staying in the necessary range for at least 5 seconds.</i>
	000 – 011	Unused range
	012	Base Frequency= 4700 Hz
	013	Base Frequency= 6000 Hz
	014	Base Frequency= 7300 Hz
	015	Base Frequency= 8600 Hz
	016	Base Frequency= 10000 Hz
	017	Base Frequency= 12000 Hz
	018	Base Frequency= 15000 Hz
	019	Base Frequency= 17578 Hz
	020	Base Frequency= 20000 Hz
	021	Base Frequency= 22000 Hz

Channel	DMX Value	Function			
20	000 - 255	FREQUENCY TUNING			
		Base Frequency (see FUNCTION2)	Freq. @ 0 bit (min)	Freq. @ 128 bit (centre)	Freq. @ 255 bit (max)
		4700 Hz	4060 Hz	4700 Hz	5335 Hz
		6000 Hz	5360 Hz	6000 Hz	6635 Hz
		7300 Hz	6660 Hz	7300 Hz	7935 Hz
		8600 Hz	7960 Hz	8600 Hz	9235 Hz
		10000 Hz	9360 Hz	10000 Hz	10635 Hz
		12000 Hz	10720 Hz	12000 Hz	13270 Hz
		15000 Hz	13336 Hz	15000 Hz	16651 Hz
		17578 Hz	16682 Hz	17578 Hz	18467 Hz
		20000 Hz	18720 Hz	20000 Hz	21270 Hz
22000 Hz	21360 Hz	22000 Hz	22635 Hz		

IMPORTANT

To prevent accidental breakage of the effects, which could collide with each others during transport, before switching the projector OFF check that all the projector Channels have been excluded (DMX level = 0 bit.).

To preserve the Light engine, it is suggested to set the Dimmer @ 0bit a few minutes before turning off the fixture.

To ensure reliable operation of the effects, it is suggested to keep the Light of the fixture On, for few minutes before moving the effects. Claypaky use a high-performance lubricant that is designed to work within the high temperature environment in Claypaky's modern moving light fixtures. In cold environments, it may take several minutes for the lubricant to reach optimum fluidity and all functions to reach optimum performance.