



Type(s)

Project

Date

Notes

GENERAL INFORMATION

EchoTouch offers compact, stylish, and intuitive touchscreen control of lighting in architectural and small entertainment spaces. Combining three powerful capabilities into one elegant device, EchoTouch provides standalone or integrated Unison Echo control. The 7" touchscreen interfaces provides status and control of all connected Echo products, as well as direct control for DMX/RDM, sACN and Art-Net devices. EchoTouch shines in all environments, whether in a commercial building with users who need to choose between preset looks, or in an event space to create and recall looks.

FEATURES

- Supports 80 control channels
- Support for playback of 64 presets and 4 sequences
- Support for DMX, RDM, sACN, Art-Net and EchoConnect protocols
- Control of devices in all 16 Echo spaces
- Built-in TimeClock
- User customized interface
- Multilevel security access
- PoE or 24 VDC powered
- Mounts to a standard 3-gang back box
- EchoConnect: two-wire topology-free station bus

APPLICATIONS

- Small entertainment spaces
- Hospitality
- Healthcare facilities
- Conference and meeting rooms
- Lobby spaces
- Retail
- Houses of worship

ORDERING INFORMATION

Product

MODEL	DESCRIPTION	PART NUMBER
ETS-__	EchoTouch Controller Mk2	7186A1119-__

EchoTouch Accessories:

MODEL	DESCRIPTION	PART NUMBER
ETS-LC-__	EchoTouch Locking Cover	7186A1120-__
ETS-SBB	Surface-Mount Back Box - Black	7186A1116-4
ETS-SBB-5	Surface-Mount Back Box - White	7186A1116-5
ETS-LCB	Locking Cover Back Box (Surface)	7186A2219
ETS-RM	Rack-Mount Kit	7186A1117
PS435	24V DIN rail Aux Power Supply ^{1,2}	PS435

Enter station or cover color code in __ space provided:

1 = Cream (RAL 9001), 3 = Gray (RAL 7001),

4 = Black (RAL 9004), 5 = Signal White (RAL 9003)

ECHO INFORMATION

Echo Power Requirements

EchoConnect:	One unit of output power
Auxiliary Power:	750 mA

Notes:

- 1) Auxiliary power is not required when using PoE
- 2) An EchoConnect power supply is required when connecting to an Echo Control System

Echo Presets

Supports 64 Echo Presets



SPECIFICATIONS

FUNCTIONAL

- Supports 80 control channels
- One universe of output and control of devices in all 16 Echo spaces
- Supports playback of 64 Presets and 4 internal Sequences with one active at any time
- User customized touchscreen interface with support for layout and naming of:
 - Seven User pages
 - Zone faders (up to 11 per page)
 - Preset, Sequence and Off buttons (up to 30 per page)
 - Channel and Space Modification buttons
 - Space Combine buttons
 - Six user definable utility buttons
- Color and White Pickers
- Innovative touch-based parameter controls with Reference based Position, Color and Beam palettes
- On-board help system
- Extensive, searchable fixture library with support for RDM fixture discovery
- Two configurable security levels for user access and setup
- Adjustable time out options including: dim, off, or user selectable inactivity image

FUNCTIONAL - TIMECLOCK

- Home screen displays time and date
- Supports 80 real time or astronomical events
- Configurable open and close hours per day
- Ability to hold current preset for timed-event override (up to two hours)
- Supports everyday, weekday, weekends and day of week recurrence
- Supports Time-of-day, sunrise with offset, and sunset with offset events
- Powerful state based programming tool
- Supports up to 16 control spaces
- Resumes program automatically after power loss

PROTOCOLS

- Support for DMX (ANSI E1.11), RDM (ANSI E1.20), sACN (ANSI E1.31), Art-Net, and EchoConnect protocols
- Support for up to 512 simultaneous addresses using any combination of output protocols
- EchoConnect output of up to 16 zones per space
- Connects to EchoConnect station bus for use with all Echo control and output products

MECHANICAL

- 7 in color multi-touch touchscreen with adjustable backlight
- 800 x 480 screen resolution
- Cast aluminum bezel finished in fine textured powder coat paint available in four standard colors:
 - Cream (RAL 9001), Gray (RAL 7001), Black (RAL 9004), and White (RAL 9003)
- No visible means of attachment
- Flush-mount to industry standard 3-gang back box (RACO 697 or equivalent)
- Back box for surface mount applications available from ETC
- Locking cover available

ELECTRICAL

- RJ45 connector compliant with IEEE 802.3i for 10BASE-T, and 802.3u for 100BASE-TX
- Powered using 802.3af for Power over Ethernet
 - Optional 24 VDC power input for use with non-PoE systems
- Pluggable rising clamp screw terminal connector for Auxiliary Power and EchoConnect wiring
- Pluggable rising clamp screw terminal or IDC connector for DMX wiring
- USB port for firmware maintenance, file transfer, and show file storage
- ETC offers a stand-alone 24V Aux Power Supply for EchoTouch when PoE is not used. For electrical specifications of this power supply, please contact ETC's Application Engineering Department

ECHOCONECT

- Connects via two-wire EchoConnect control network using low-voltage Class 2 wiring
 - Topology-free wiring over Belden 8471 or equivalent and one #14 ESD drain wire
- Supports use of Belden 1583A or equivalent Ethernet control wire when used with IDC termination kit
- Wiring may be bus, loop, homerun, or any combination of these
- Supports up to 500 m (1,640 ft) of control wiring
 - Up to 300 m (1,000 ft) using Cat5

DMX

- Connector designed for use with Belden 9729 (or equivalent)
- Optional header included for use with Belden 1583A (or equivalent)
- Fully optically isolated from controller electronics
- Withstands fault voltages up to 250 VAC

THERMAL

- Ambient temperature: 0°–40° C (32°–104° F)
- Ambient humidity: 5–95% non-condensing

REGULATORY AND COMPLIANCE

- cULus Listed
- CE compliant
- RoHS compliant
- WEEE

ECHO FAMILY OF PRODUCTS

EchoConnect Power Supplies

MODEL	DESCRIPTION
E-SPS	6 U Room Station Power Supply, Knockout Mount
E-SPS-DIN	16 U DIN rail Station Power Supply with 24 V Aux
E-SPM-A	16 U DRd Station Power Module with 24 V Aux
E-APS	24 V Aux Power Supply, Knockout Mount

EchoTouch

MODEL	DESCRIPTION
ETS	EchoTouch Controller Mk2

Echo Stations

MODEL	DESCRIPTION
E1001	Inspire One Button Station
E1002	Inspire Two Button Station
E1004	Inspire Four Button Station
E1006	Inspire Six Button Station
E1008	Inspire Eight Button Station
E1104	Inspire Four Button with Fader Station
EPS05	Echo Preset Station - 5 Button
EPS10	Echo Preset Station - 10 Button
EPSKS	Echo Keyswitch Station
E-ATC	Echo TimeClock

Echo Responsive Controls

MODEL	DESCRIPTION
ELS	Light Sensor
EOCC	Ceiling-Mount PIR Occupancy Sensor
EVAC	Ceiling-Mount PIR Vacancy Sensor
E-DOC-C	Ceiling-Mount Dual Tech Occupancy Sensor
E-DVAC-C	Ceiling-Mount Dual Tech Vacancy Sensor
E-DOC-W	Wall-Mount Dual Tech Occupancy Sensor
E-DVAC-W	Wall-Mount Dual Tech Vacancy Sensor
E-DOC-SM1	Switch-Mount Dual Tech Sensor - One Button
E-DOC-SM2	Switch-Mount Dual Tech Sensor - Two Button

Echo Interfaces

MODEL	DESCRIPTION
EACC	EchoAccess Interface
EEB	Echo Expansion Bridge
EDMXC	Echo DMX Scene Controller
EEl	Echo-Echoflex Interface
ECII	Echo Contact Input Interface
ECOI	Echo Contact Output Interface
EDRI	Echo Demand Response Interface
EBI	Echo BACnet Interface
EII	Echo Integration Interface

Zone Controllers

MODEL	DESCRIPTION
ERC-G2	One Zone Relay Controller
EDRC-G2	Two Zone Relay Controller
ELD-G2	One Zone 0–10 V Controller
EDLD-G2	Two Zone 0–10 V Controller
ESSC-G2	One Zone SmartSpace Controller
EDSSC-G2	Two Zone SmartSpace Controller
ELVD-G2	600-Watt Phase Adaptive Dimmer (120 V)
ELVD-277-G2	600-Watt Phase Adaptive Dimmer (277 V)
ELVD-G2-MLV	600-Watt Forward Phase Dimmer (120 V)
ELVD-277-G2-MLV	600-Watt Forward Phase Dimmer (277 V)

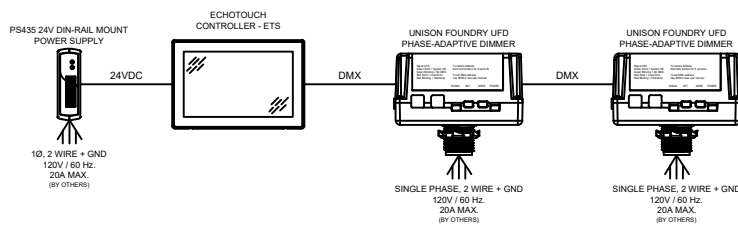
Room Controllers

MODEL	DESCRIPTION
ERMC4-G2	Four Zone Room Controller
ERMCT4-G2	Four Zone Room Controller with TimeClock
ERMC8-G2	Eight Zone Room Controller
ERMCT8-G2	Eight Zone Room Controller with TimeClock

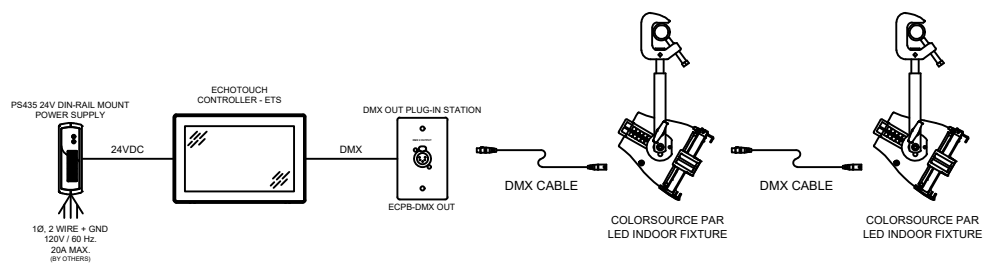
Panel Products

MODEL	DESCRIPTION
ERP	Echo Relay Panel Mains Feed
ERPA	Echo Relay Panel Mains Feed 277 V
ERP-FT	Echo Relay Panel Feedthrough
IQ	Sensor IQ Intelligent Breaker System
SR3	Sensor3 Power Control System
DRd	Unison DRd with Echo Control

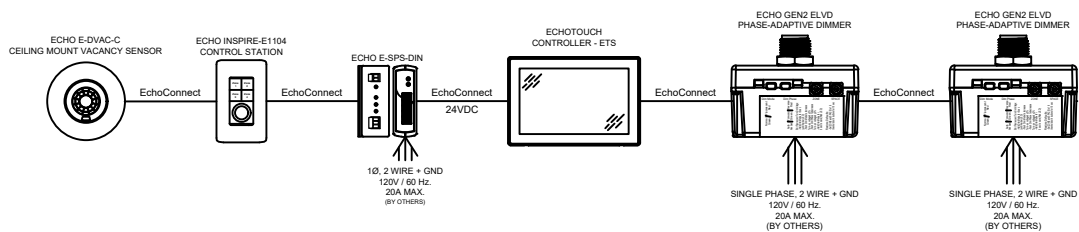
ECHOTOUCH STANDALONE DMX WITH UNISON FOUNDRY



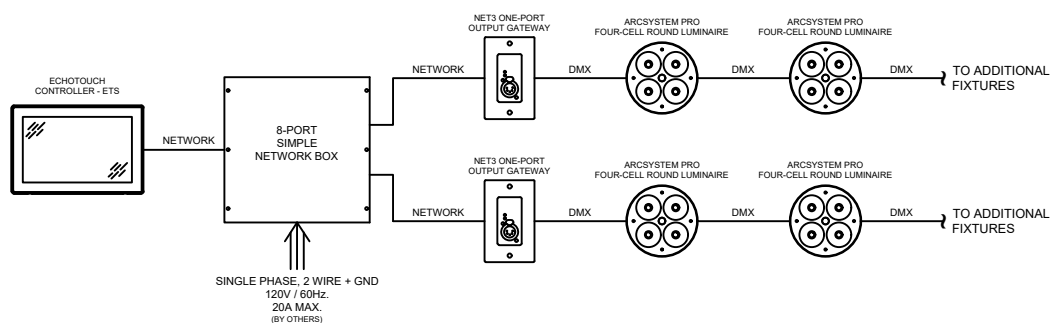
ECHOTOUCH STANDALONE DMX WITH COLORSOURCE FIXTURES



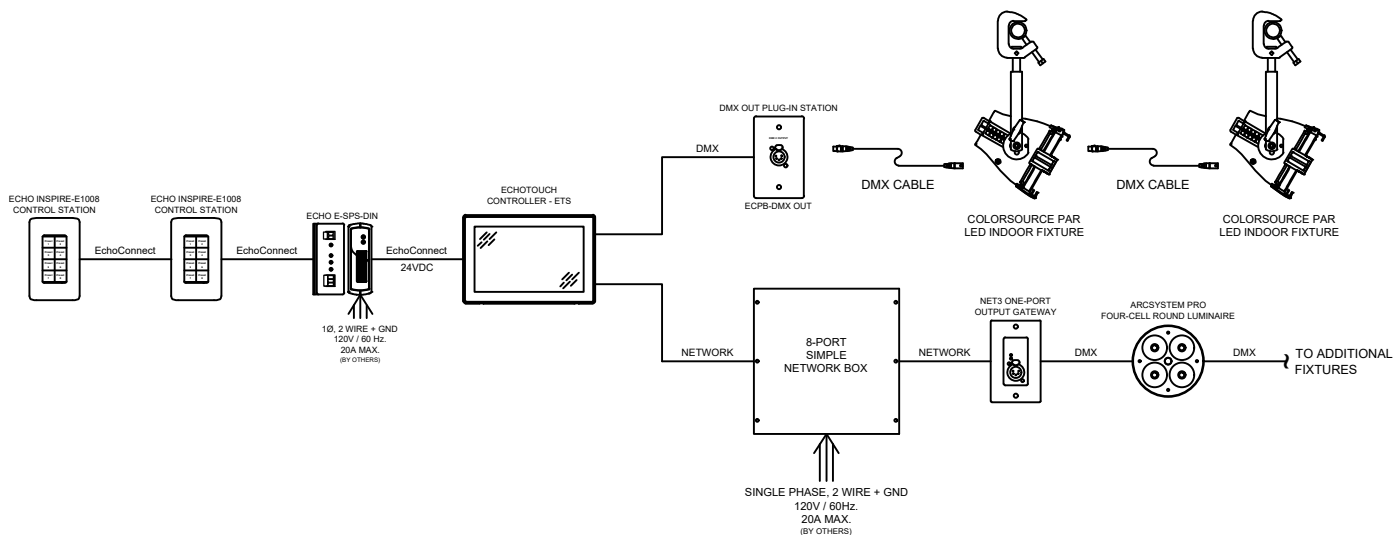
ECHOTOUCH WITH ECHO PRODUCTS



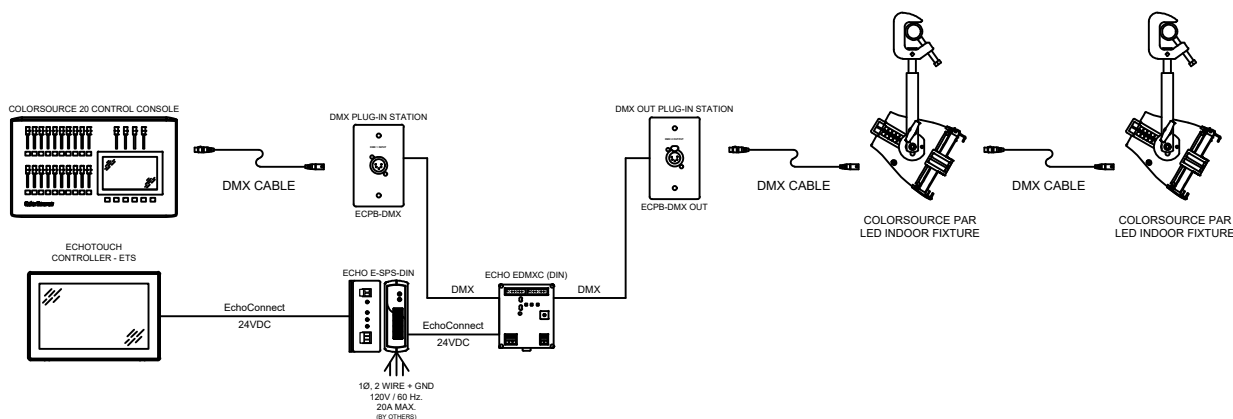
ECHOTOUCH STANDALONE SACN WITH GATEWAYS AND ARCSYSTEM FIXTURES



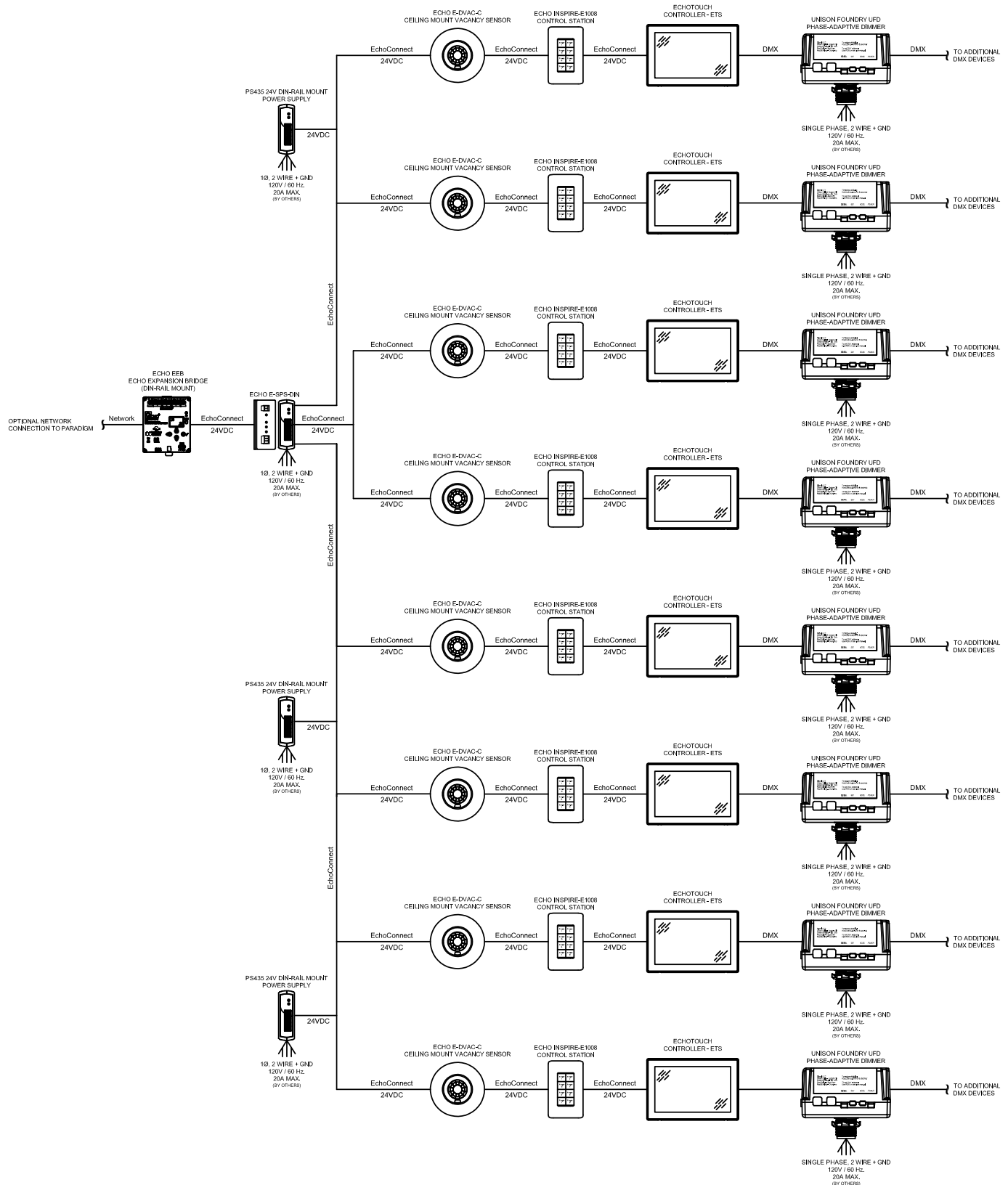
ECHOTOUCH WITH SACN, DMX AND ECHOCONNECT DEVICES



ECHOTOUCH FOR DMX SNAPSHOT APPLICATIONS



LARGE SYSTEM ECHOTOUCH INTEGRATION

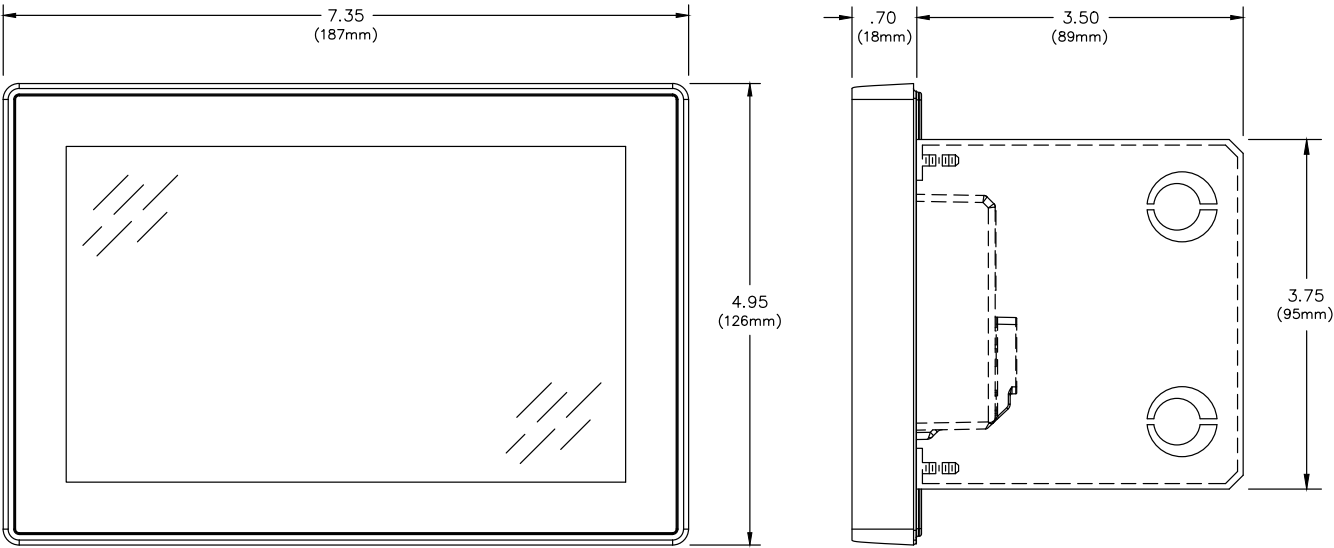


PHYSICAL

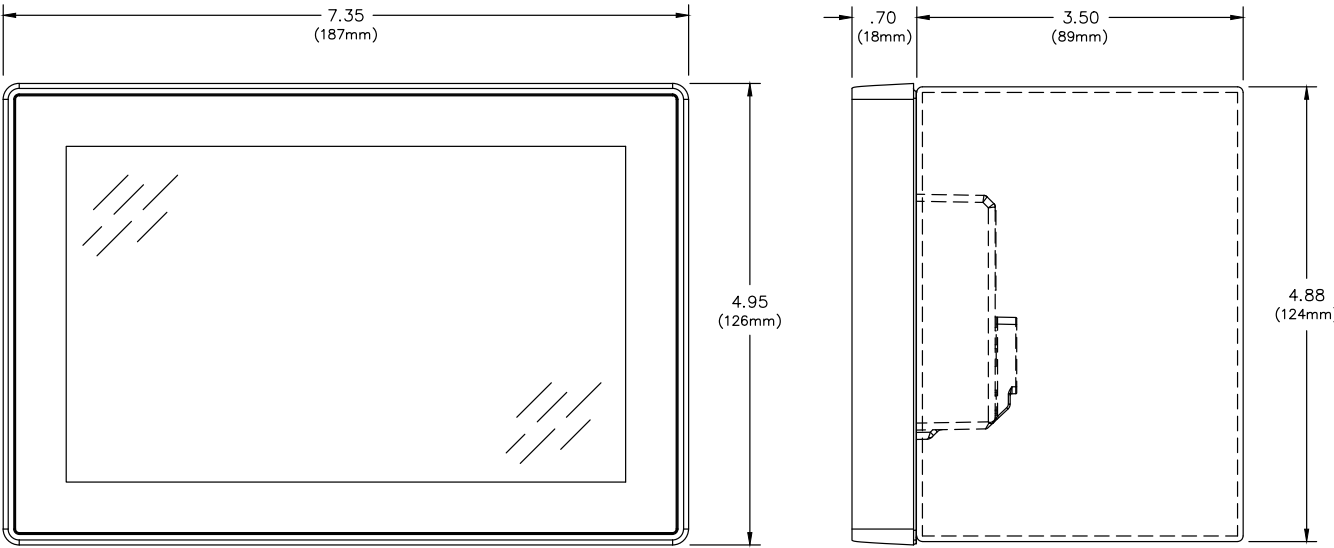
Product Dimensions and Weights

MODEL	HEIGHT		WIDTH		DEPTH		WEIGHT	
	in	mm	in	mm	in	mm	lb	kg
ETS- <u> </u>	4.95	126	7.35	187	0.70	187	1.75	0.79

ECHOTOUCH CONTROLLER MK2 FLUSH-MOUNT



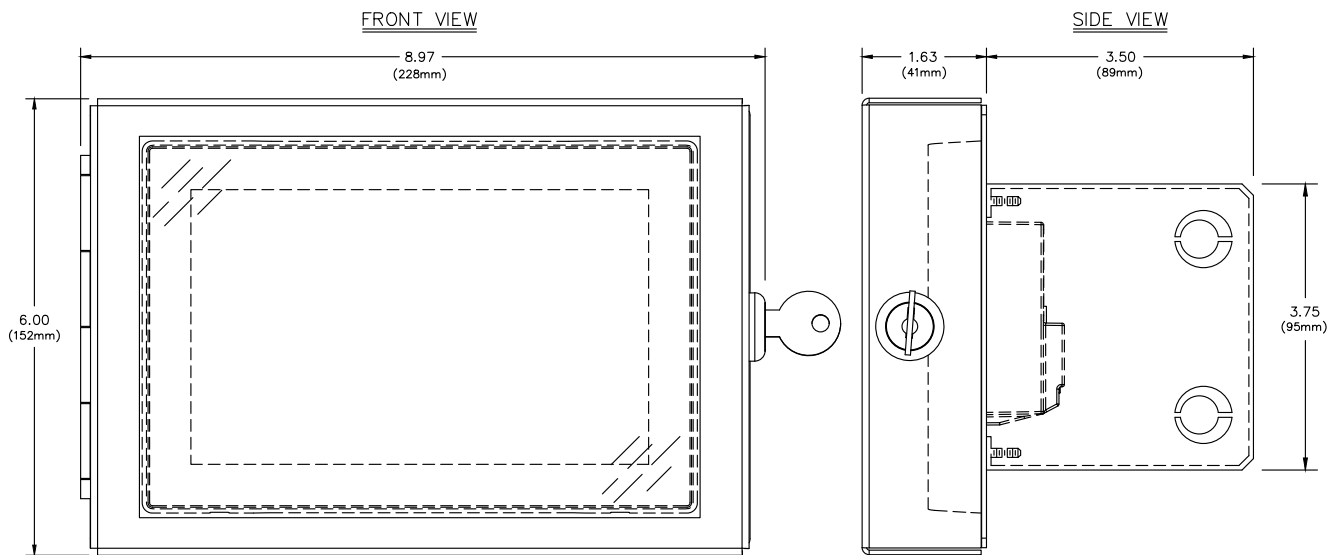
ECHOTOUCH CONTROLLER MK2 SURFACE-MOUNT



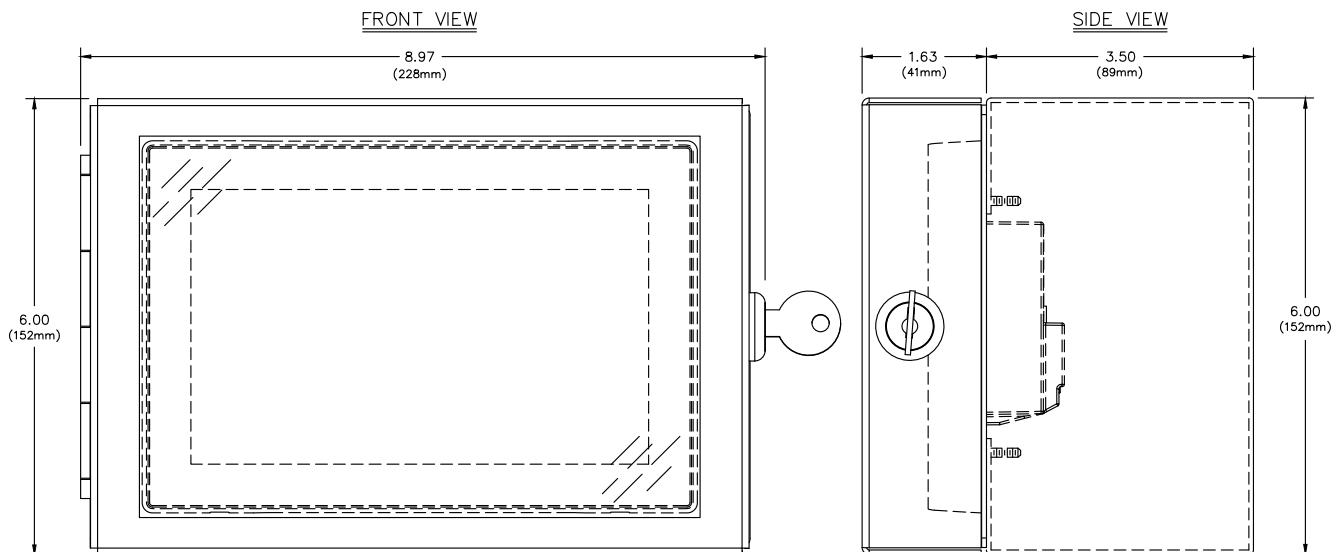
Product Dimensions

MODEL	HEIGHT		WIDTH		DEPTH	
	in	mm	in	mm	in	mm
ETS-LC-__	6.00	152	8.97	228	1.63	44

ECHOTOUCH CONTROLLER MK2 WITH LOCKING COVER FLUSH-MOUNT



ECHOTOUCH CONTROLLER MK2 WITH LOCKING COVER SURFACE-MOUNT



Corporate Headquarters • Middleton, WI USA

Global Offices • London, UK • Rome, IT • Holzkirchen, DE • Paris, FR • Hong Kong
Dubai, UAE • Singapore • New York, NY • Orlando, FL • Los Angeles, CA • Austin, TX

Copyright©2021 ETC. All Rights Reserved. All product information and specifications subject to change. Rev K 2021-10

*Trademark and patent info: etcconnect.com/IE

etcconnect.com